

Introduction

O₂ measurement in hydrocarbon vapor is used for safety monitoring in vacuum distillation columns in petroleum refining. With conventional paramagnetic oxygen analyzers, O₂ concentrations are obtained through an extractive sampling system, which conditions the sample prior to being analyzed. Sample systems cause measurement response time delays, which are very critical in safety systems. Moreover there are many problems related to maintenance and operational costs of sample systems. The process gas to be measured contains high concentration of H₂S that leads to quick corrosion of the sample system and analyzer. Another issue when using sampling systems is the sample is not representative of the process after the sample has been conditioned and dew point of the sample has been modified, which affects the volume concentration of the sample.

The TDLS8000 Laser Analyzer is the solution to all these problems.

Expected Benefits

- High-speed response to meet all requirements of safety control
- Continuous monitoring of O₂ concentration in-situ
- Eliminates the need for sampling and reduces the maintenance and running costs of the sampling system

Process Overview

The vacuum distillation column is used to distill the residual oil from the atmospheric distillation column. The distillation must be performed at absolute pressures as low as 2 to 15 kPa so as to limit the operating temperature to less than 370 to 380° C and to avoid hydrocarbons cracking processes. The presence of oxygen in the process can be caused by suction and can lead to explosion. Thereby there are rules to control the O₂ level in vacuum columns. At level 2 to 5 % O₂ the alarm and purging of vapor line by inert gas has to be switched on. That is why high-speed response and high reliability are required for O₂ measurements.

Advantage

1. vs Conventional Paramagnetic O₂ Analyzer

Conventional Paramagnetic O₂ analyzer cannot be used in-line measurement. The TDLS8000 is capable of directly measuring the O₂ concentrations in the vapor line, instead of conventional paramagnetic oxygen analyzers that perform measurements through a sampling system. When using traditional analyzer systems, since the application is for a process working under depression (vacuum), a pump is required. The deeper vacuum the more difficult it is to provide the proper pump. Sometimes it results in seal failure and air leakage and failure measurement results.

2. vs Other TDL Analyzers

The shape of O₂ absorption spectrum become very sharp under this vacuum condition, which is difficult for other TDL analyzers to measure O₂ concentration accurately.

But only TDLS8000 can measure O₂ concentration accurately under such vacuum condition by True Peak integration (area) method. For the pressure variation test data, see next page.

Vacuum Distillation Column



Solution Details

Measurement System

TDLS (O₂ Analyzer):

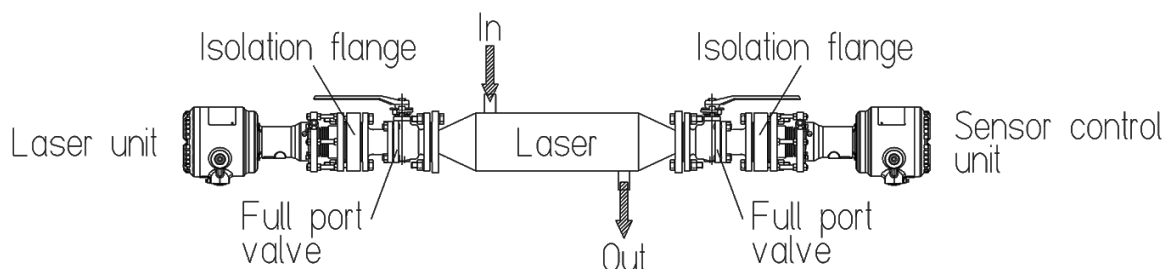
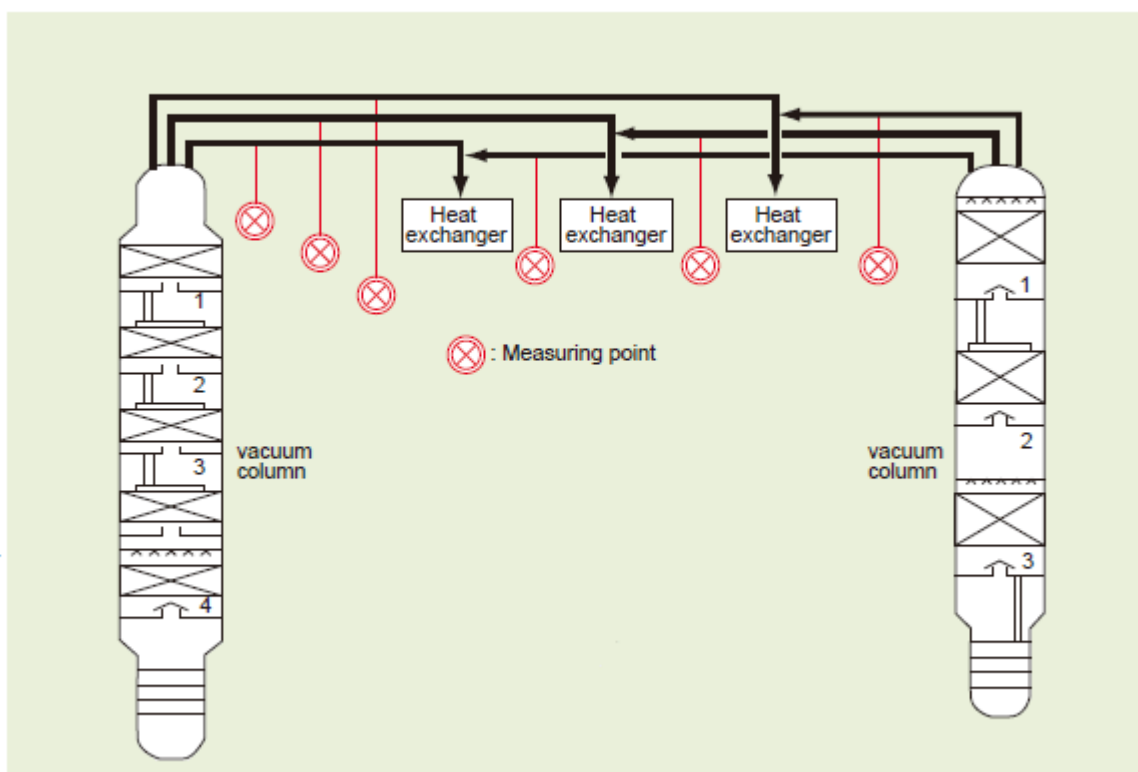
- TDLS8000-□□-X1-□□-A1-□□-N/Z
/Z: Very low pressure

Isolation Flange:

- IF8000-□□-□□-□□-12-N

Note: It is needed the suitable pressure class of the used flanges.

Measuring points of vacuum distillation column

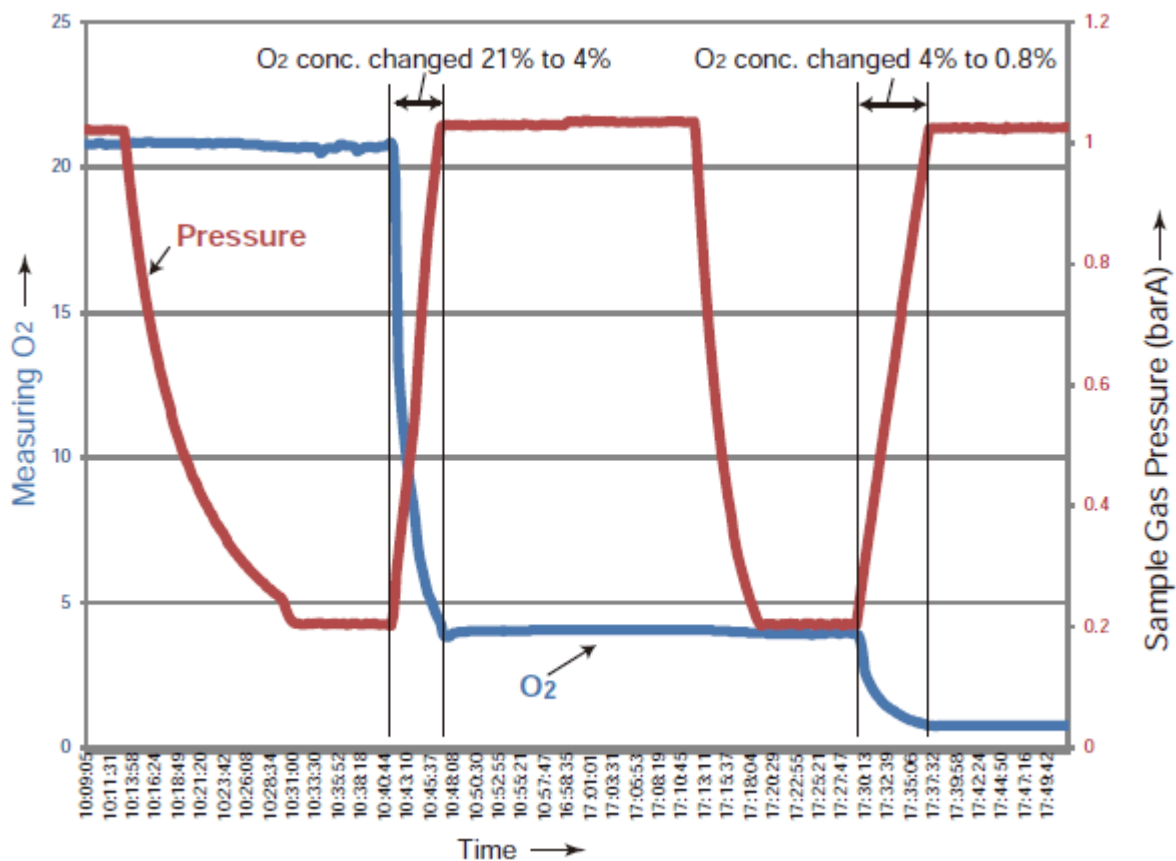


Pressure Variation Test Data

This graph shows O₂ measurement on 21%, 4%, 0.8% level under condition which gas pressure change from 1 BarA to 0.2 BarA by TDLS, and shows the measurement done stably and correctly without influence of pressure change.

O₂ absorption spectra shape is big changed by pressure change, but the spectrum peak area change to pressure proportionally, so TDLS can compensate pressure influence correctly.

Measurement Value of O₂ Concentration under Pressure Change 1 BarA to 0.2 BarA



Trademarks

Co-innovating tomorrow, OpreX and all product names of Yokogawa Electric Corporation in this bulletin are either trademarks or registered trademarks of Yokogawa Electric Corporation. All other company brand or product names in this bulletin are trademarks or registered trademarks of their respective holders.

YOKOGAWA ELECTRIC CORPORATION

World Headquarters

9-32, Nakacho 2-chome, Musashino-shi, Tokyo 180-8750, JAPAN

<http://www.yokogawa.com/an/>



YOKOGAWA CORPORATION OF AMERICA

YOKOGAWA EUROPE B.V.

YOKOGAWA ENGINEERING ASIA PTE. LTD.

YOKOGAWA CHINA CO., LTD.

YOKOGAWA MIDDLE EAST & AFRICA B.S.C.(c)

<http://www.yokogawa.com/us/>

<http://www.yokogawa.com/eu/>

<http://www.yokogawa.com/sg/>

<http://www.yokogawa.com/cn/>

<http://www.yokogawa.com/bh/>

Subject to change without notice.

All Rights Reserved, Copyright © 2020, Yokogawa Electric Corporation